



# Quick Start Guide

4-Port 4Kx2K HDMI Switch with Remote

---

**GHDSW4K4**

PART NO. Q1326

# Package Contents

1

- 1 x GHDSW4K4 4-Port HDMI Switch
- 1 x IR Remote
- 1 x Quick Start Guide
- 1 x Warranty Card

## Requirements

### Display:

HDMI HDTV, Display or Projector

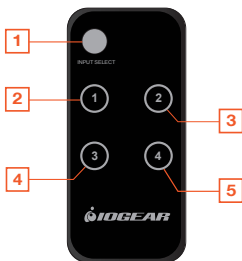
### Source:

Media source with HDMI Out

## Overview

### Remote:

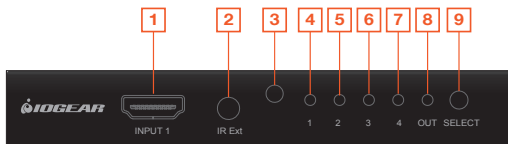
1. Select Next Port
2. Port 1
3. Port 2
4. Port 3
5. Port 4



REMOTE

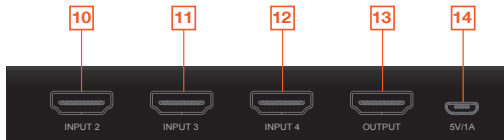
**Switch:**

- |   |                          |
|---|--------------------------|
| 1. Input Port 1                         | 5. Port 2 LED            |
| 2. External IR Receiver Port (Optional) | 6. Port 3 LED            |
| 3. IR Receiver                          | 7. Port 4 LED            |
| 4. Port 1 LED                           | 8. Output Port LED       |
|   | 9. Port Selection Button |



FRONT VIEW

- |                  |                               |
|------------------|-------------------------------|
| 10. Input Port 2 | 13. Output Port               |
| 11. Input Port 3 | 14. USB Power Port (Optional) |
| 12. Input Port 4 |                               |



BACK VIEW

## STEP 1

Connect an HDMI cable from the output port of the switch to any available HDMI input on your HDTV, HD projector or HDMI display.



## STEP 2

Connect any HDMI media devices to the input ports of the HDMI switch. The switch will automatically power on when a powered HDMI device is connected.



**Note:** The switch will automatically select the input that a powered HDMI device is connected to

**STEP 3**

Use the remote control or front panel selection button to switch to the desired port, then power on your HDTV or HD display and media source.

**Compliance Information****FCC Statement**

This equipment has been tested and found to comply with the limits for a Class B digital device, pursuant to Part 15 of the FCC Rules. These limits are designed to provide reasonable protection against harmful interference in a residential setting. This product generates, uses, and can radiate radio frequency energy and, if not installed and used as directed, it may cause harmful interference to radio communications. Although this product complies with the limits for a Class B digital device, there is no guarantee that interference will not occur in a particular installation.

**CE Compliance**

This device has been tested and found to comply with the following European Union directives: Electromagnetic Capability (2004/108/EC), Low Voltage (2006/95/EC) and R&TTED (1999/5/EC).

## Limited Warranty

### **WE'RE HERE TO HELP YOU! NEED ASSISTANCE SETTING UP THIS PRODUCT?**

Make sure you:

1. Visit [www.iogear.com](http://www.iogear.com) for more product information.
2. Visit [www.iogear.com/support](http://www.iogear.com/support) for live help and product support.

### **Warranty Information**

This product carries a 1 Year Limited Warranty. For the terms and conditions of this warranty, please go to <http://www.iogear.com/support/warranty>.

Register online at <http://www.iogear.com/register>

### **Important Product Information**

Product Model \_\_\_\_\_

Serial Number \_\_\_\_\_

## Contact

[iogear.custhelp.com](http://iogear.custhelp.com)

[support@iogear.com](mailto:support@iogear.com)

[www.iogear.com](http://www.iogear.com)

19641 Da Vinci, Foothill Ranch, CA 92610